

SD1-150-275

**MULTIMOV Surge Diverters**

Use SD - MULTIMOV high energy surge diverters for point of entry protection at main switchboards. Models are available for all wiring systems worldwide.

All Mode Protection

Models containing N-E protection (-N versions) feature all mode protection. Protection is provided for all combinations of lines (L-L, L-N, L-E, N-E) ensuring the maximum level of protection is achieved at all times.

Redundant Segments

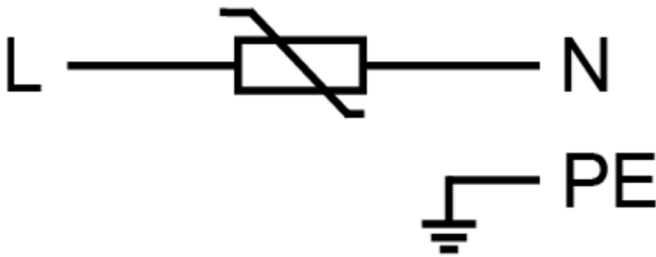
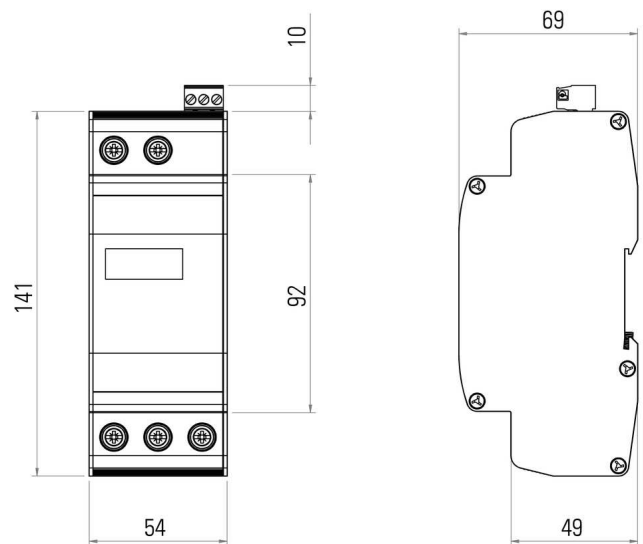
MULTIMOV surge diverters feature a parallel redundant arrangement of high energy metal oxide varistors (MOVs), thus promoting long life and exceptional surge handling capacity. In the event of a varistor failure the remaining segments continue to provide protection.

Active Monitoring

A digital display confirms the device rating by displaying the percentage active of the redundant segments. The display indicates segment status and thermal overload. A failsafe alarm contact allows for remote monitoring.

Safe Metal Enclosure

Novaris power protection products are housed in safe, all metal enclosures. In the event of a prolonged overvoltage they will not catch fire or explode.





Wiring**Dimensions****Standards**

IEC 61643-11:2011
AS/NZS 1768:2007
UL 1449 3rd edition
IEEE 62.41.2:2002

SPD connected to low-voltage power systems - Type 1+2
A.C. power system SPD - Cat C, B
Low voltage SPD - Type 2
Low voltage SPD - Cat B

Product Datasheet




Electrical Specifications

Connection type		Shunt
Modes of protection		L-N
Number of ports		1
Number of phases		1
Location		Indoor
Nominal voltage	U_0	230VAC
Short circuit withstand level	I_{SSCR}	50kA
Maximum backup fuse		80A
Recommended SCB		SCB1-3-25
Earth leakage current	I_{PE}	N/A
















Electrical (L-N) Specifications

Maximum continuous voltage AC	U_c	275VAC
Maximum discharge current (8/20 μ s)	I_{max}	150kA
Nominal discharge current (8/20 μ s)	I_n	60kA
Lightning impulse current (10/350 μ s)	I_{imp}	19kA
Voltage protection level (3kA 8/20 μ s)	U_p	<750V
Voltage protection level (In)	U_p	<1600V
Response time	t_A	<25ns
Voltage withstand (5s)	U_T	335V

Indication Specifications

Display		Digital display of % active
Alarm		SPDT power and thermal failure
Alarm isolation		4kV

Mechanical Specifications

Minimum operating temperature		-40°C
Maximum operating temperature		70°C
Minimum operating humidity		5%
Maximum operating humidity		95%
Mounting method		TS35 DIN Rail
Environmental rating		IP20
Enclosure material		Aluminium
Enclosure finish		Black powdercoat
Terminal capacity - power		16mm ²
Terminal screw torque - power		2Nm
Terminal capacity - alarms		2.5mm ²
Terminal screw torque - alarms		0.5Nm
Length		141mm
Width		54mm
Height		69mm

Other Specifications

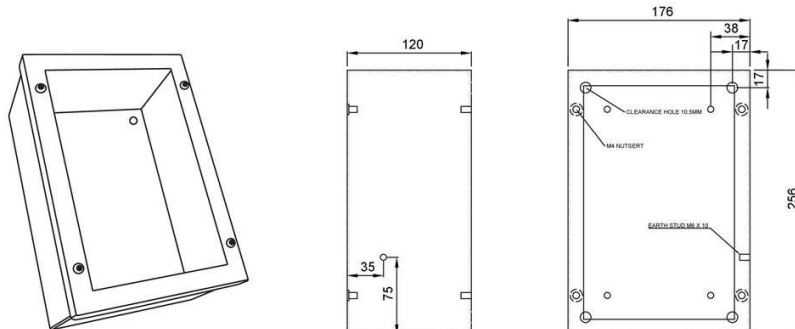
Product Code  SD1-150-275

Shipping Specifications

Weight		505g
Customs tariff		85363000, 85363010

Optional Mounting Kit

SD1-xxx-xxx-M, Metal Enclosure



Generated Tue Sep 07 2021