

## SD3-200-275-N

**MULTIMOV Surge Diverters**

Use SD3 - MULTIMOV high energy surge diverters for three phase point of entry protection at main switchboards. Models are available for all wiring systems worldwide.

**All Mode Protection**

Models containing N-E protection (-N versions) feature all mode protection. Protection is provided for all combinations of lines (L-L, L-N, L-E, N-E) ensuring the maximum level of protection is achieved at all times.

**Redundant Segments**

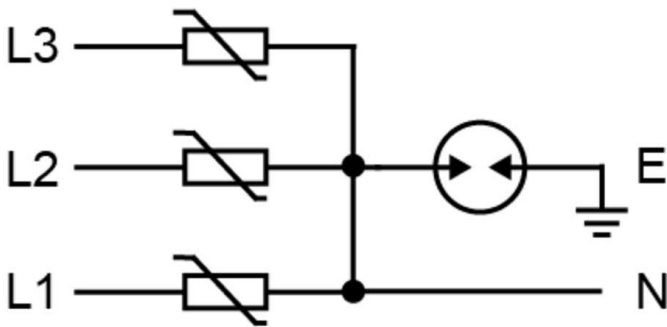
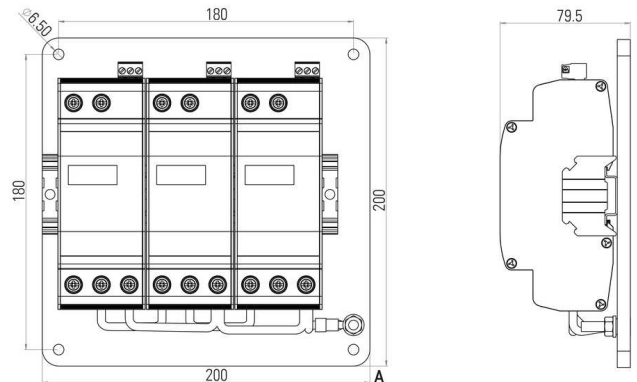
MULTIMOV surge diverters feature a parallel redundant arrangement of high energy metal oxide varistors (MOVs), thus promoting long life and exceptional surge handling capacity. In the event of a varistor failure the remaining segments continue to provide protection.

**Active Monitoring**

A digital display confirms the device rating by displaying the percentage active of the redundant segments. The display indicates segment status and thermal overload. A failsafe alarm contact allows for remote monitoring.

**Safe Metal Enclosure**

Novaris power protection products are housed in safe, all metal enclosures. In the event of a prolonged overvoltage they will not catch fire or explode.





**Wiring****Dimensions****Standards**

IEC 61643-11:2011  
AS/NZS 1768:2007  
UL 1449 3rd edition  
IEEE 62.41.2:2002

SPD connected to low-voltage power systems - Type 1+2  
A.C. power system SPD - Cat C, B  
Low voltage SPD - Type 2  
Low voltage SPD - Cat B

## Product Datasheet

## Electrical Specifications

Connection type		Shunt
Modes of protection		L-L, L-N, N-PE
Number of ports		1
Number of phases		3
Location		Indoor
Nominal voltage	$U_0$	230VAC
Short circuit withstand level	$I_{SSCR}$	50kA
Maximum backup fuse		100A
Recommended SCB		SCB1-3-25
Earth leakage current	$I_{PE}$	<10 $\mu$ A




## Electrical (L-N) Specifications

Maximum continuous voltage AC	$U_C$	275VAC
Maximum discharge current (8/20 $\mu$ s)	$I_{max}$	200kA
Nominal discharge current (8/20 $\mu$ s)	$I_n$	80kA
Lightning impulse current (10/350 $\mu$ s)	$I_{imp}$	25kA
Voltage protection level (3kA 8/20 $\mu$ s)	$U_p$	<700V
Voltage protection level (In)	$U_p$	<1700V
Response time	$t_A$	<25ns
Voltage withstand (5s)	$U_T$	335V
















## Electrical (N-PE) Specifications

Maximum continuous voltage	$U_C$	255VAC
Maximum discharge current (8/20 $\mu$ s)	$I_{max}$	150kA
Lightning impulse current (10/350 $\mu$ s)	$I_{imp}$	30kA
Nominal discharge current (8/20 $\mu$ s)	$I_n$	100kA
Voltage protection level (1kV/ $\mu$ s)	$U_p$	<1200V
Voltage protection level (In)	$U_p$	<1800V
Response time	$t_A$	<100ns
Voltage withstand (200ms)	$U_T$	1200V
Follow current interrupt rating	$I_{fi}$	100A

## Indication Specifications

Display		Digital display of % active
Alarm		SPDT power and thermal failure
Alarm isolation		4kV

## Mechanical Specifications

Minimum operating temperature		-40°C
Maximum operating temperature		70°C
Minimum operating humidity		5%
Maximum operating humidity		95%
Mounting method		Panel
Environmental rating		IP20
Enclosure material		Aluminium
Enclosure finish		Black powdercoat
Terminal capacity - power		16mm <sup>2</sup>
Terminal screw torque - power		2Nm
Terminal capacity - alarms		2.5mm <sup>2</sup>
Terminal screw torque - alarms		0.5Nm
Length		200mm
Width		200mm
Height		80mm

## Other Specifications

Product Code  SD3-200-275-N

## Shipping Specifications

Weight		3kg
Customs tariff		85363000, 85363010