


SDD1-100-275

**DINsafe Surge Diverter**

Use DIN compliant SDD Surge Diverters for distribution boards or for point of entry protection in small industrial and domestic applications. Installing two levels of surge protection, incoming and distribution boards, greatly increases the protection provided especially if there is a considerable distance between the two locations.

All Mode Protection

Protection is provided for all combinations of lines ensuring the maximum level of protection is achieved at all times.

Thermal Sensing

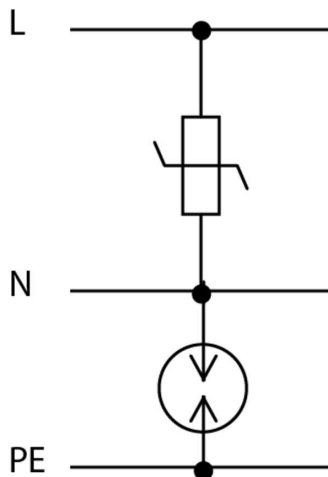
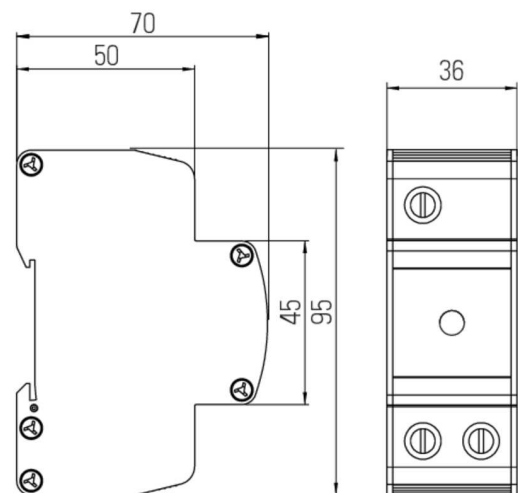
Sustained overvoltages can cause components to overheat and degrade. Thermal sensing warns of this condition without disconnecting the protection.

LED Status Active Display

An LED indicates that power is applied and the unit is healthy. An extinguished LED indicates that no power is present on the phase or that an internal overload has occurred.

Safe Metal Enclosure

Novaris power protection products are housed in safe, all metal enclosures. In the event of a prolonged overvoltage they will not catch fire or explode.





Wiring**Dimensions****Standards**

IEC 61643-11:2011
AS/NZS 1768:2007
IEEE 62.41.2:2002
UL 1449 3rd edition

SPD connected to low-voltage power systems - Type 1 & Type 2
Low voltage SPD - Type 2
Low voltage SPD - Cat B
Low voltage SPD - Type 2

Product Datasheet

Electrical Specifications

Connection type		Shunt
Modes of protection		L-N, L-PE, N-PE
Number of ports		1
Number of phases		1
Location		Indoor
Nominal voltage	U_0	230VAC
Short circuit withstand level	I_{SSCR}	50kA
Maximum backup fuse		63A
Recommended SCB		SCB1-3-80
Earth leakage current	I_{PE}	<10 μ A


Electrical (L-N) Specifications

Maximum continuous voltage AC	U_c	275VAC
Maximum discharge current (8/20 μ s)	I_{max}	100kA
Nominal discharge current (8/20 μ s)	I_n	40kA
Lightning impulse current (10/350 μ s)	I_{imp}	12.5kA
Voltage protection level (3kA 8/20 μ s)	U_p	<800V
Voltage protection level (In)	U_p	<1700V
Response time	t_A	<25ns
Voltage withstand (5s)	U_T	335V











Electrical (N-PE) Specifications

Maximum continuous voltage	U_c	255VAC
Maximum discharge current (8/20 μ s)	I_{max}	60kA
Lightning impulse current (10/350 μ s)	I_{imp}	50kA
Nominal discharge current (8/20 μ s)	I_n	50kA
Voltage protection level (1kV/ μ s)	U_p	<1000V
Voltage protection level (3kA 8/20 μ s)	U_p	<1200V
Response time	t_A	<100ns
Voltage withstand (200ms)	U_T	1200V
Follow current interrupt rating	I_{fi}	100A

Indication Specifications

Display		LED power and thermal failure
---------	---	-------------------------------

Mechanical Specifications

Minimum operating temperature		-40°C
Maximum operating temperature		70°C
Minimum operating humidity		5%
Maximum operating humidity		95%
Mounting method		TS35 DIN Rail
Environmental rating		IP20
Enclosure material		Aluminium
Enclosure finish		Black Powdercoat
Terminal capacity - power		16mm ²
Terminal screw torque - power		2Nm
Length		95mm
Width		36mm
Height		70mm

Other Specifications

Product Code		SDD1-100-275
--------------	---	--------------

Shipping Specifications

Weight		280g
Customs tariff		85363000, 85363010